




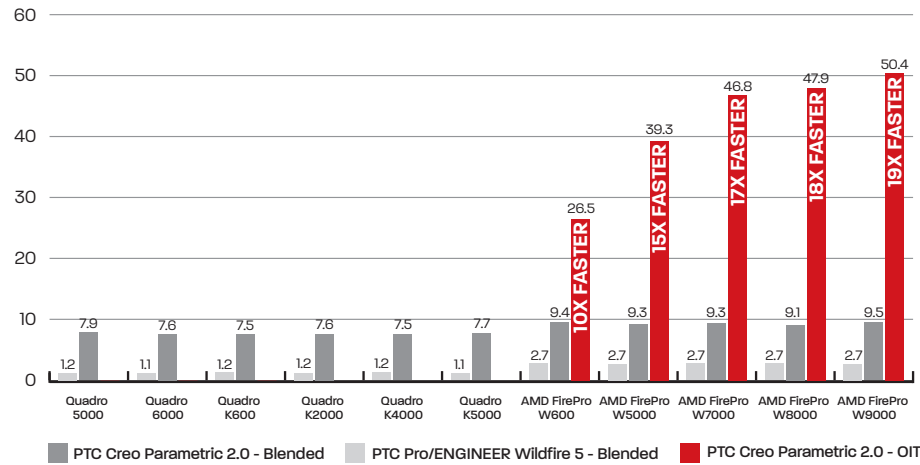
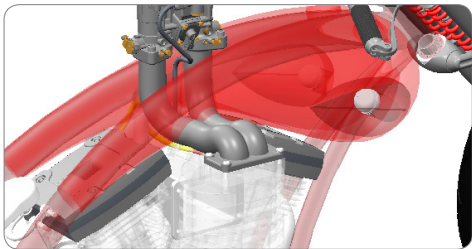
AMD FIREPRO™ PROFESSIONAL GRAPHICS PTC® Creo® Parametric 2.0 Benchmarking



GRAPHICAL PERFORMANCE BENCHMARKING OF THE NEW AMD FIREPRO™ PROFESSIONAL GRAPHICS CARDS WITH PTC® CREO® PARAMETRIC 2.0.

OIT Benchmarks

Transparency Performance
(medium sized dataset, shaded mode)
measured in frames per second -
higher scores = better user interactivity



AMD FIREPRO™ W9000

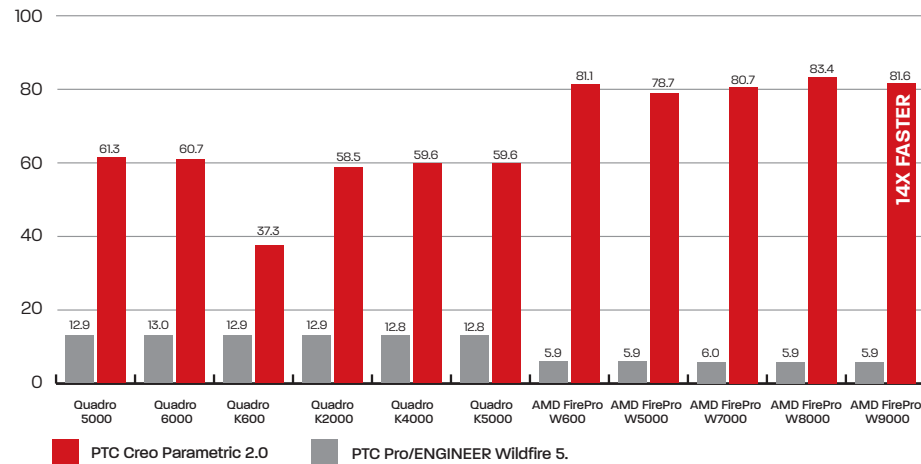


AMD FIREPRO™ W8000




VBO Benchmarks


Creo® Parametric® 2.0 vs. PTC Pro/ENGINEER Wildfire 5
(large dataset, shaded mode)
measured in frames per second -
higher scores = better user interactivity



AMD FIREPRO™ W7000



AMD FIREPRO™ W5000



1 Based on comparison of PTC Creo 2.0 Shaded, FPS Motorcycle running internal benchmark, "PTC Creo_Fraps_Bench_2.1_Results v2" using PTC's combine dataset and "shaded" mode. Configuration: Intel Xeon E5-1660 @ 3.3Ghz 6-Core, 8GB, Windows 7 x64, 1920x1200, PTC Creo Parametric 2.0 M030, PTC Pro/ENGINEER Wildfire 5.0 M0170 Drivers: AMD FirePro 9.003.3.3, FPS measured with Fraps 3.4.9, Nvidia Quadro 310.90 FPS measured with Fraps 3.4.9

2 Based on comparison of PTC Creo 2.0 Blended vs. OIT Transparency, FPS Motorcycle, running internal benchmark, "PTC Creo_Fraps_Bench_2.1_Results v2" using AMD's motorcycle dataset and "shaded" mode. Configuration: Intel Xeon E5-1660 @ 3.3Ghz 6-Core, 8GB, Windows 7 x64, 1920x1200, PTC Creo Parametric 2.0 M030, PTC Pro/ENGINEER Wildfire 5.0 M0170 Drivers: AMD FirePro 9.003.3.3, FPS measured with Fraps 3.4.9, Nvidia Quadro 310.90 FPS measured with Fraps 3.4.9



NEXT GENERATION OF AMD FIREPRO™ WORKSTATION GRAPHICS

Optimized for PTC® Creo® Parametric 2.0

NEW AND UNIQUE FEATURES

GCN – Graphics Core Next Architecture

AMD GPU architecture based on 28nm technology, delivering rendering and compute performance at the same time.

GeometryBoost:

Helps ensure smooth handling of complex, highly tessellated models.

AMD PowerTune:

Optimizes power usage in real-time based on current workflow demands.

AMD Eyefinity:

Run up to 6 monitors from a single graphics card, boosting productivity by viewing entire workflows.

OPTIMISED AND CERTIFIED FOR PTC® CREO® PARAMETRIC 2.0.

A rigorous and exacting certification process, conducted by PTC®, puts AMD FirePro™ professional graphics up against a series of simulations and real-world scenarios, ensuring compatibility and stability required by professionals.

AMD FirePro graphics are also certified for:

- Engineering and Design (CAD/CAE/AEC)
- Digital Content Creation (DCC) & Digital Media
- Geographical Information Systems (GIS) & Visualisation
- Life Sciences
- Oil & Gas

NEW AMD FIREPRO GRAPHICS CARDS



← AMD FirePro W7000

High-end graphics performance and broad feature set with AMD Eyefinity for 4 displays.



← AMD FirePro W5000

Mid-range graphics card delivers the perfect balance of power, performance, reliability and price.



← AMD FirePro V4900

Outstanding performance and reliability for professionals who work with small to medium models.



← AMD FirePro V3900

Low-profile card with 1GB of memory and AMD Eyefinity for moderately complex designs.

Model	Display					Performance										Features										Replaces			
	Maximum resolution per display output	DVI-I	DisplayPort	No. of display outputs	Compute Performance		Rendering Performance Triangle rate (Billion Tris/s)	Stream Processors	GCN Stream Processors	Memory	ECC	Memory Bandwidth (GB/s)	Maximum Power	System Int. (PCI Express)	OS - 32bit & 64bit support	AMD CrossFire Pro	OpenCL	OpenGL	DirectX	Shader Model	GeometryBoost	AMD PowerTune	AMD ZeroCore Power	3D Stereoscopic	FrameLock/ GenLock		Warranty		
					Single Precision (GFLOPS)	Double Precision (GFLOPS)																							
Newest	FirePro W9000	4096x2160	N/A**	6 x 1.2	6	3990	1000	1.95	N/A	2048	6GB GDDR5	Yes	264	274w	3.0	Windows 7 Windows Vista Windows XP Linux	●	1.2	4.2	11.1	5	●	●	●	●	●	●	3yr	Quadro FX5800/6000
	FirePro W8000	4096x2160	N/A**	4 x 1.2	4	3230	806	1.80	N/A	1792	4GB GDDR5	Yes	176	189w*	3.0		●	1.2	4.2	11.1	5	●	●	●	●	●	●	3yr	Quadro FX5800/ Quadro K5000
	FirePro W7000	4096x2160	N/A**	4 x 1.2	4	2400	152	1.85	N/A	1280	4GB GDDR5	No	154	<150w	3.0		●	1.2	4.2	11.1	5	●	●	●	●	●	●	3yr	Quadro FX3800/4000
	FirePro W5000	4096x2160	1	2 x 1.2	3	1270	80	1.65	N/A	768	2GB GDDR5	No	103	<75w	3.0		●	1.2	4.2	11.1	5	●	●	●	●	●	●	3yr	Quadro FX1800/2000
High end	FirePro V7900	2560x1600	N/A**	4 x 1.2	4	1860	464	1.45	1280	N/A	2GB GDDR5	No	160	143w	2.0	Windows 7 Windows Vista Windows Xp Linux	●	1.1	4.2	11	5	●	●	●	●	●	●	3yr	Quadro FX3800/4000
Mid-range	FirePro V5900	2560x1600	1	2 x 1.2	3	610	154	1.20	512	N/A	2GB GDDR5	No	64	75w	2.0		●	1.1	4.2	11	5	●	●	●	●	●	●	3yr	Quadro FX1800/2000
Entry Level	FirePro V4900	2560x1600	1	2 x 1.2	3	768	n/a	0.80	480	N/A	1GB GDDR5	No	64	75w	2.0		●	1.1	4.2	11	5	●	●	●	●	●	●	3yr	Quadro FX580/600
	FirePro V3900	2560x1600	1	1 x 1.2	2	624	n/a	0.65	400	N/A	1GB GDDR3	No	28.8	50w	2.0		●	1.1	4.2	11	5	●	●	●	●	●	●	3yr	Quadro FX380/410

For more info visit www.amd.com/firepronextgen